

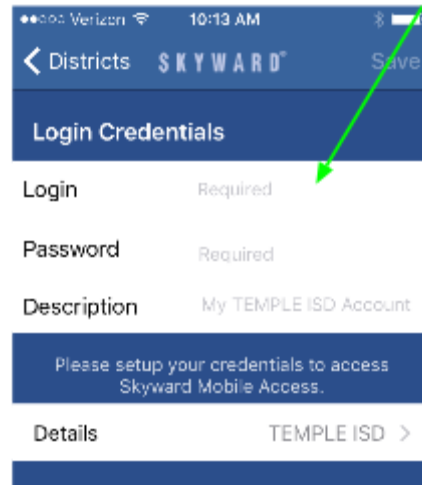
Digital Student ID in Skyward

STEP 1:
On your smartphone, download the Skyward Mobile Access.



STEP 2:
Choose by District Name.

STEP 3:
Enter your **Login** and **Password**
(this is your student ID and computer password)



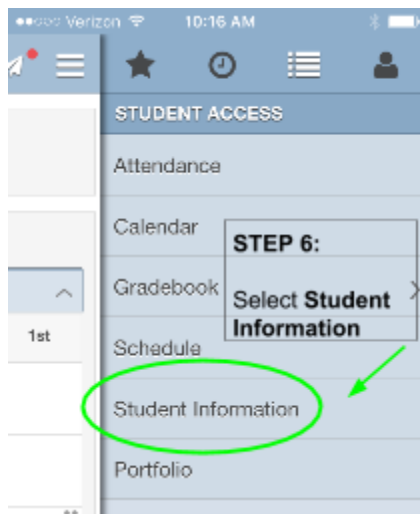
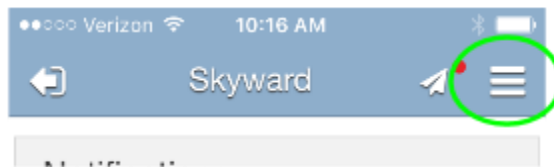
STEP 4:

Create a passcode to access your account.



STEP 5:

Select the menu. (Circled below.)



STEP 6:
Select Student Information
This screen will display the information administration needs!

STEP 7:

Make it a favorite to access it faster for future use!

